



RIVA RACING

PERFORMANCE PRODUCTS & ACCESSORIES

Carbon Fiber Mirror Block-off Kit

PART# - RY5-FXSHO-MB

APPLICATION(S): Yamaha FX-SHO all / `09 FX all

- INSTALLATION INSTRUCTIONS -

1. Open front hood.
2. Remove the two M8 bolts securing mirrors to hood. (see illustration #1)
3. Remove mirror assemblies and discard.
4. Remove the M6 bolt securing hood to hood liner. (see illustration #2)
5. Install supplied Carbon Fiber Mirror Block-off and secure using supplied hardware. **IMPORTANT: Refer to illustration #2 for proper bolt installation sequence. Failure to do so could result in damage which RIVA Racing is not responsible for. Apply blue Loc-tite to bolts. Do not over tighten.**

***Remember, the water belongs to everyone.
Please respect the environment and ride responsibly!***

Technical Support

For answers to questions regarding installation or trouble shooting RIVA Performance Products contact:
RIVA Technical Support directly at (954) 247-0705 or by e-mail at tech_support@rivamotorsports.com.

Limited Warranty

RIVA Carbon Fiber Mirror Block-off Kits carry a 90-day limited warranty to the original purchaser. They are warranted to be free of defects in materials and workmanship under normal use and service. Customer modified components will be void of warranty. This warranty is limited to defects in the primary components only. Finish and/or wear marks in or on primary components are not covered under this warranty.

RIVA Racing's liability is expressly limited to the repair or replacement of the components contained within or associated with this kit. RIVA Racing agrees to repair or at RIVA's option, replace any defective unit without charge, if product is returned to RIVA Racing freight prepaid within the warranty period. Any equipment returned which, in RIVA's opinion, has been subjected to misuse, abuse, overheating or accident shall not be covered by this warranty.

RIVA Racing shall have no liability for special, incidental or consequential damages or injury to persons or property from any cause arising from the sale, installation or use of this product.

No other warranty, express or implied, including, but not limited to the implied warranties of merchantability and fitness for a particular purpose, applies. Various states do not allow for the limitation of incidental or consequential damages and therefore the above exclusion or limitation may not apply to you.

Warranty does not include the expenses related to freight or transportation of parts or compensation for any inconvenience or loss of use while being repaired. A copy of the original invoice and a Return Authorization Number (RA#) must accompany all warranty claims.

Warranted replacement parts will be returned freight collect.

- INSTALLATION IMAGES -




Illustration # 1




Illustration # 2




Illustration # 3